


Helping Customers Innovate, Improve & Grow



Features

- Low Profile hybrid
- 16 pin flatpack
- Frequency Range: 8 MHz to 200 MHz
- Previous Model: CO-487V

Applications

- Phase Locking

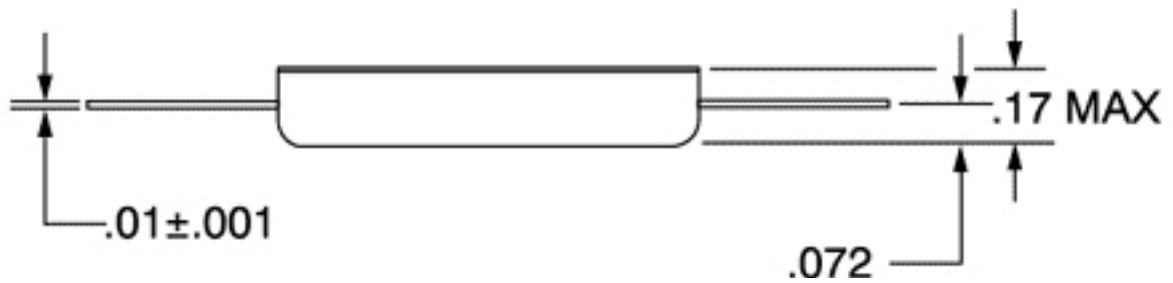
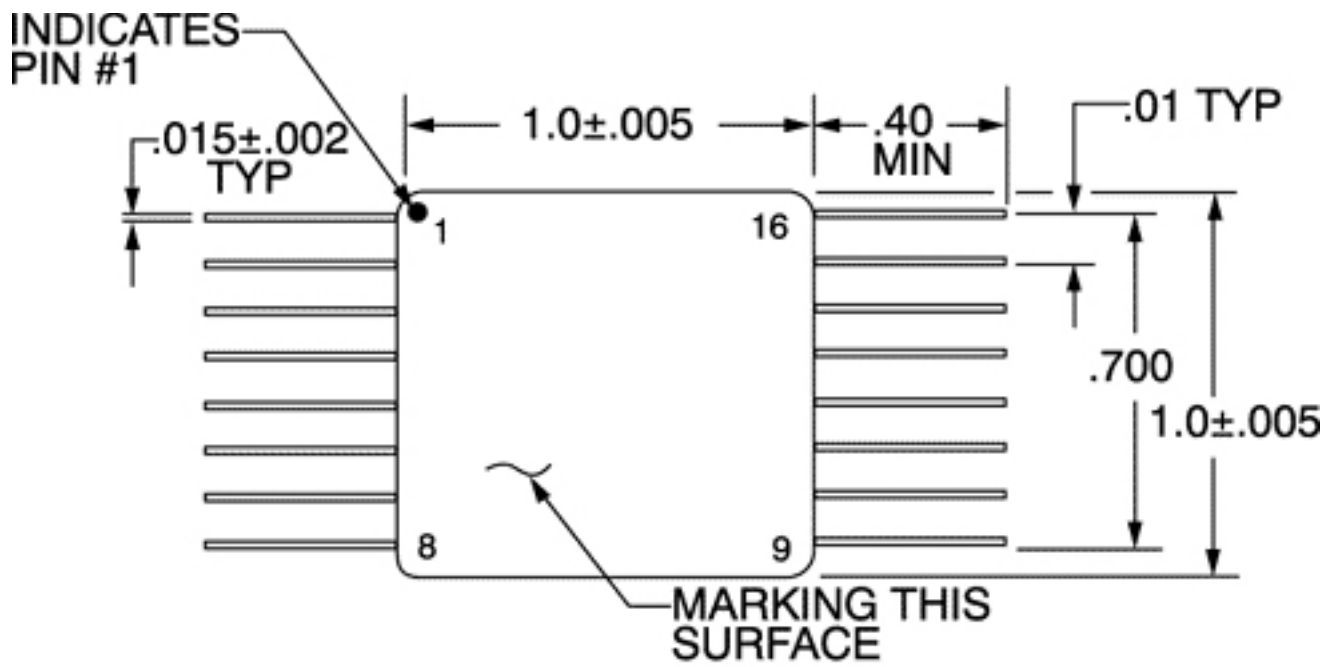
Performance Specifications

Parameter	Min	Typ	Max	Units	Condition	
Frequency Stabilities¹						
vs. Deviation/Stability	-50		+50	ppm	Minimum Deviation ±200	-55... +85°C
	-50		+50	ppm	±100	-55... +85°C
	-50		+50	ppm	±200	-40... +85°C
	-50		+50	ppm	±100	-40... +85°C
	-40		+40	ppm	±60	-40... +85°C
	-40		+40	ppm	±200	-20... +70°C
	-40		+40	ppm	±100	-20... +70°C
	-30		+30	ppm	±60	-20... +70°C
	-40		+40	ppm	±200	0... +70°C
	-40		+40	ppm	±100	0... +70°C
	-20		+20	ppm	±40	0... +70°C
	-35		+35	ppm	±200	0... +50°C
	-35		+35	ppm	±100	0... +50°C
	-20		+20	ppm	±50	0... +50°C
-10		+10	ppm	±30	0... +50°C	
Supply Voltage (Vs)						
Supply voltage	14.25	15.0	15.75	VDC	(±5%), (+12 Vdc to +24 Vdc optional)	
RF Output						
Signal	Sinewave					
Output		+7 +13		dBm dBm	Standard - 0.5 Vrms/50ohm Option - (<=160 MHz) (custom number required)	

Performance Specifications

Parameter	Min	Typ	Max	Units	Condition
Harmonics & Sub-Harmonics			-20 -40	dBc dBc	Standard Option (custom number required)
Frequency Tuning (EFC)					
Control Voltage Range	±0.0 ±3		±6 ±10	V V	Standard Option (custom number required)
Transfer Function	Positive				Standard
	Negative				With bipolar control voltage option and linearity is ±10% (custom number required)
Linearity			±20	%	Standard
			±10	%	With bipolar control voltage option and deviation/stability of ±200ppm (custom number required)

Outline Drawing / Enclosure



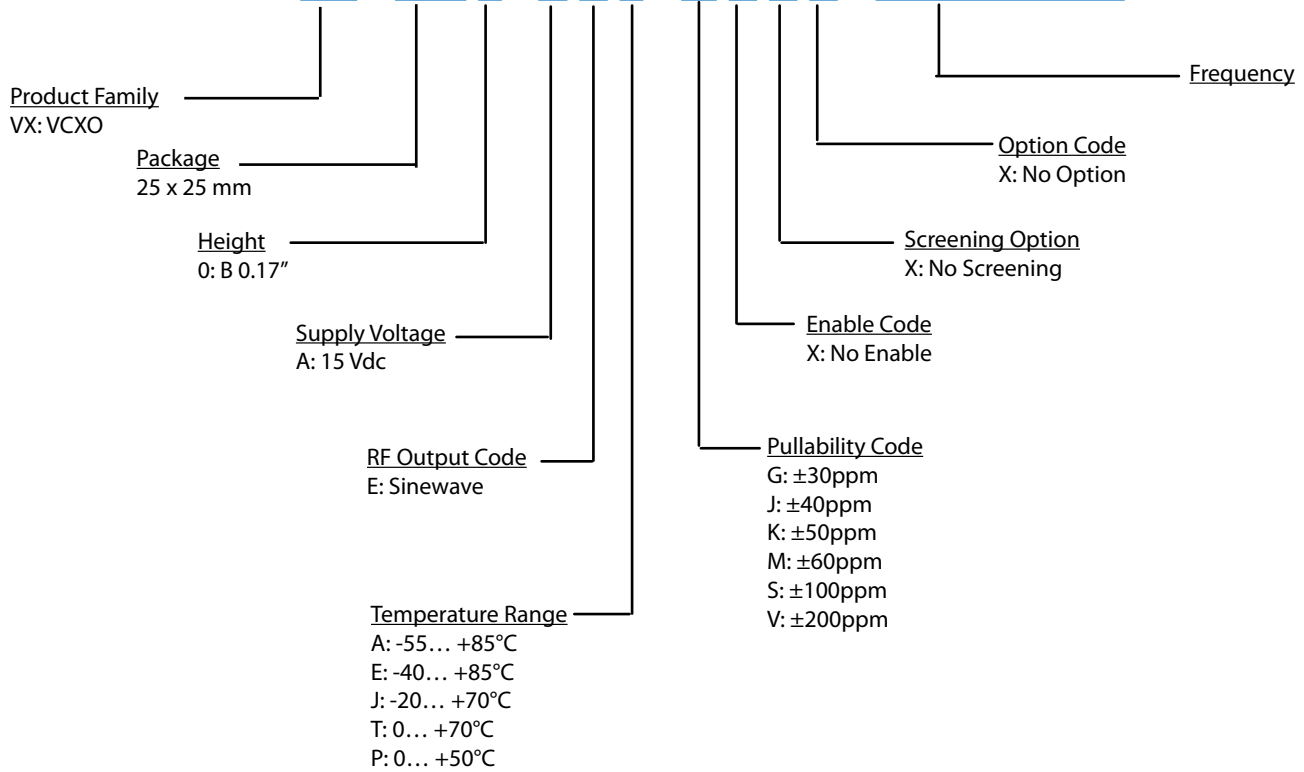
Dimension in inches

Type B		
Code	Height "H"	Pin Length
0	0.17"	0.40"

Pin Connections	
6	VCXO input
8	Ground
9	Output
16	Supply(+)

Ordering Information

VX - 200 0 - A E J - M X X X - 10M000000



Notes:

1. Contact factory for improved stabilities or additional product options. Not all options and codes are available at all frequencies.
2. Unless other stated all values are valid after warm-up time and refer to typical conditions for supply voltage, frequency control voltage, load, temperature (25°C).
3. Phase noise degrades with increasing output frequency.
4. Subject to technical modification.
5. Contact factory for availability.

For Additional Information, Please Contact

USA:

Vectron International
 267 Lowell Road
 Hudson, NH 03051
 Tel: 1.888.328.7661
 Fax: 1.888.329.8328

Europe:

Vectron International
 Landstrasse, D-74924
 Neckarbischofsheim, Germany
 Tel: +49 (0) 3328.4784.17
 Fax: +49 (0) 3328.4784.30

Asia:

Vectron International
 1F-2F, No 8 Workshop, No 308 Fenju Road
 WaiGaoQiao Free Trade Zone
 Pudong, Shanghai, China 200131
 Tel: 86.21.5048.0777
 Fax: 86.21.5048.1881

Disclaimer

Vectron International reserves the right to make changes to the product(s) and or information contained herein without notice. No liability is assumed as a result of their use or application. No rights under any patent accompany the sale of any such product(s) or information.

Rev: 12/12/2008 daf